

Stark County's Influenza Weekly Report

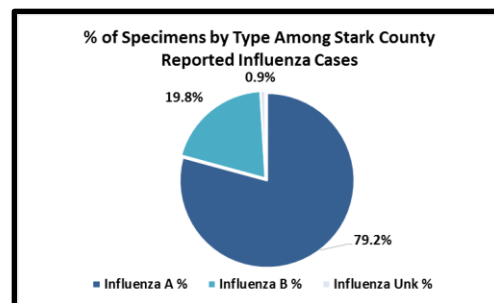
Week 6 (2/4/18-2/10/18)



Public Health
Prevent. Promote. Protect.

During Week 6:

- During week 6, Stark County had 35 influenza-associated hospitalizations.
- Nationally, there were 22 influenza-associated pediatric deaths reported.
- There were no human infections with a novel influenza A virus reported during week 6.
- During week 6, 1,109 influenza A specimens were collected nationally from public health laboratories, which made up 66.2% of all positive specimens; 18.1% subtyped as the 2009 H1N1 virus, 78.4% subtyped as the H3 virus, and the remainder not subtyped.



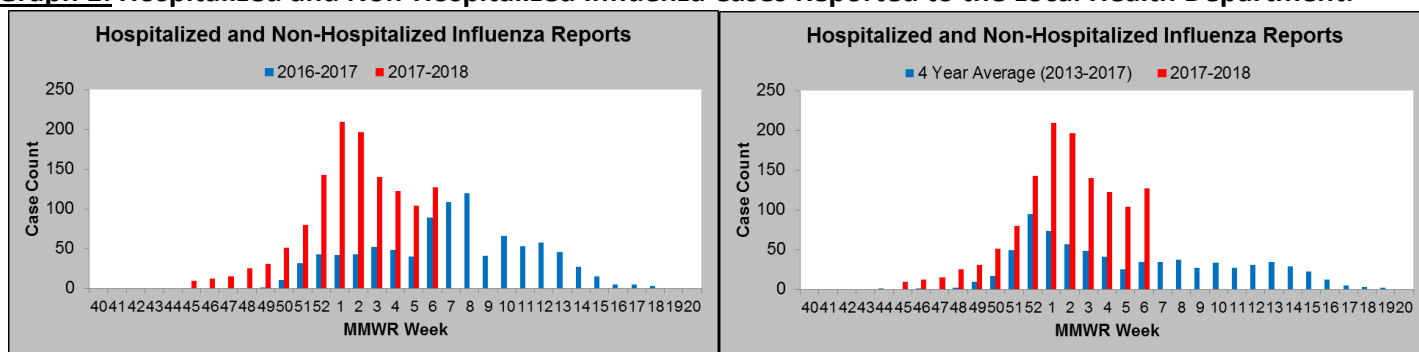
So Far this Year:

- There have been 491 influenza-associated hospitalizations so far this year in Stark County.
 - Ages of those hospitalized for influenza have ranged from 1 month to 100 years of age with the median age being 71 years old.
- A cumulative rate of 67.9 lab-confirmed influenza-associated hospitalizations per 100,000 people was reported.
- Up through week 6, 33,130 specimens were collected nationally from public health laboratories. 27,213 were typed as influenza A, comprising 82.1% of all specimens collected. Of these 11.1% were subtyped as the 2009 H1N1 virus while 87.4% were subtyped as the H3 virus.
- Nationally, there have been 84 influenza-associated pediatric deaths reported so far this year. Last year at the same time, there were 43.

Viruses Circulating vs. Viruses in this Year's Vaccine:

- Nationally since October 1, 2017, 1,106 influenza A specimens were genetically or antigenically characterized.
 - There were 769 influenza A (H3N2) viruses collected, a sample showing significant genetic diversity. 98% of those antigenically characterized matched the influenza A (H3N2) component in this year's vaccine. There were 337 influenza A (H1N1) viruses collected; all of those characterized matched the influenza A (H1N1) component in this year's vaccine.
- Nationally since October 1, 2017, 456 influenza B specimens were genetically or antigenically characterized.
 - Of these, 202 were antigenically characterized from the Yamagata Lineage and 51 characterized from the Victorian Lineage. Of these specimens, 100% of the Yamagata Lineage matched the Influenza B component of the 2017-2018 vaccine and 55% of specimens from the Victorian Lineage matched.

Graph 1: Hospitalized and Non-Hospitalized Influenza Cases Reported to the Local Health Department.



- ◆ There were 127 cases of hospitalized and non-hospitalized influenza reported for Week 6 in Stark County. Last year at this time there were 89 cases. Stark County's cumulative case load is 1,273 cases, compared with 405 total cases through Week 6 of last year.

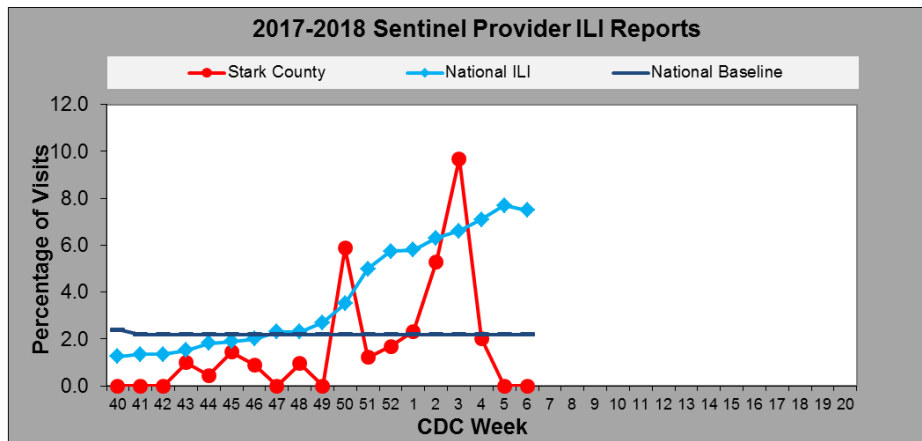
* All data presented in this weekly report are preliminary and may change as additional information is received.

* Multiyear averages included in this weekly report do not include the 2009/2010 H1N1 season.

- If you have any questions please contact Avi Joseph at 330.63.9914 or josepha@starkhealth.org or Amanda Archer at 330.69.3327 or archer@cantonhealth.org

Graph 2: Sentinel Provider Reported Influenza Like Illness (ILI) in Stark County.

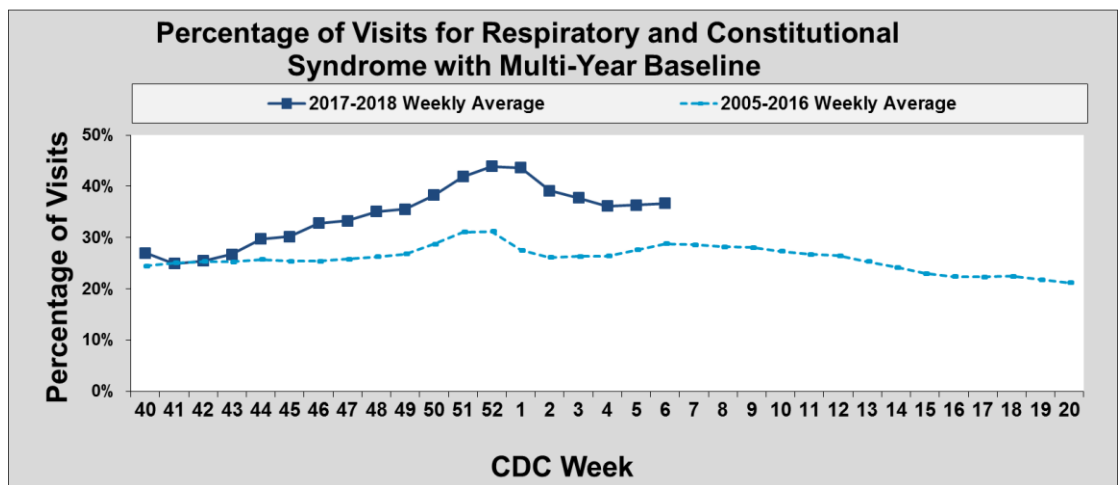
- ◆ During week 6, Stark County Sentinel Providers did not report a percentage of ILI visits. Nationally, it was reported that 7.5% of visits were for ILI, which is above the national baseline at 2.2% of visits.



Graph 3: Emergency Department Visits for Respiratory and Constitutional Syndromes.

(Source: Health Monitoring Systems, EpiCenter, Hospital and Stat Care Patient Registration Surveillance System)

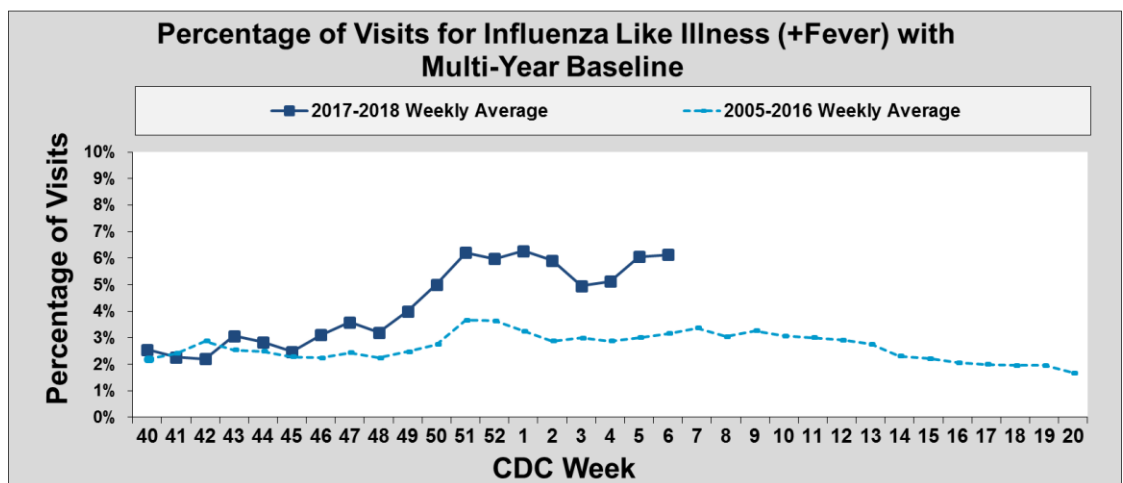
- ◆ ED and Stat Care visits for respiratory and constitutional syndrome held steady but continue to remain above the multi-year baseline average during week 6.



Graph 4: Emergency Department (ED) Visits for Influenza Like Illness (+Fever).

(Source: Health Monitoring Systems, EpiCenter, Hospital and Stat Care Patient Registration Surveillance System)

- ◆ ED and Stat Care visits for ILI + Fever for MMWR week 6 increased slightly, and continued to remain well above the multi-year average.



* All data presented in this weekly report are preliminary and may change as additional information is received.

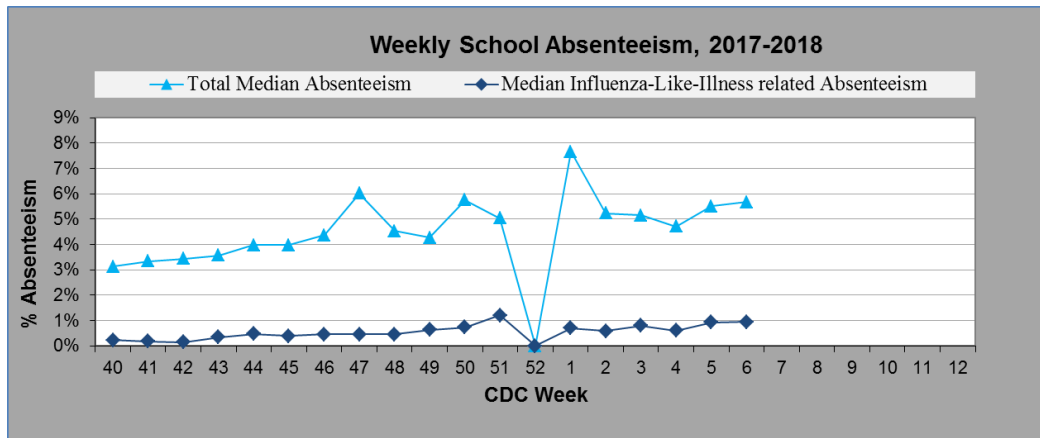
* Multiyear averages included in this weekly report do not include the 2009/2010 H1N1 season.

➤ If you have any questions please contact Avi Joseph at 330.63.9914 or josepha@starkhealth.org or Amanda Archer at 330.69.3327 or aarcher@cantonhealth.org

Graph 5: Stark County School Absenteeism.

(Source: Voluntary reporting by multiple school districts throughout the county)

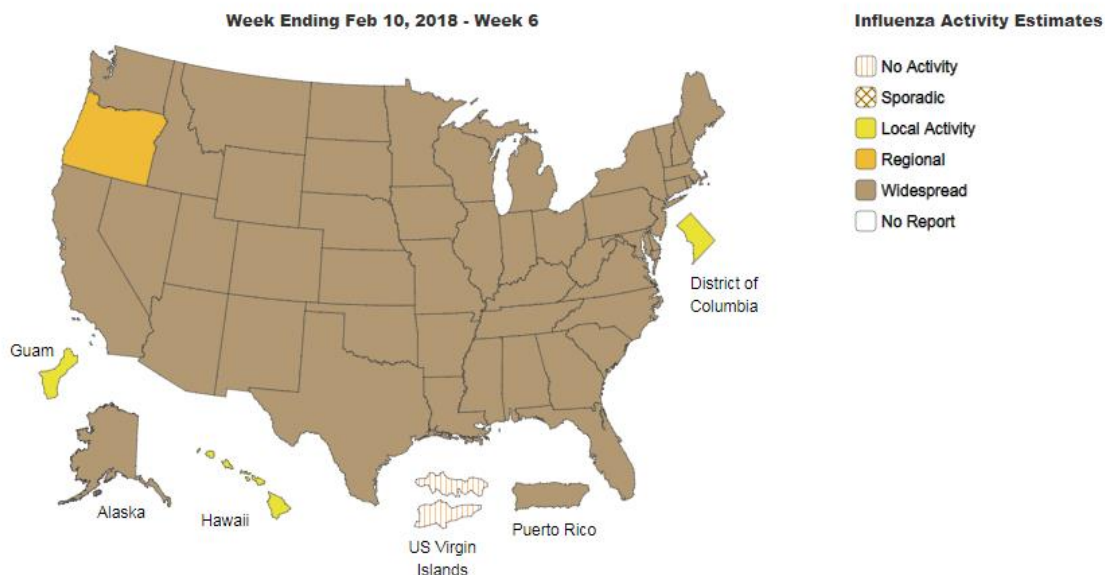
- ◆ During Week 6, 30 schools submitted absence reports. ILI related absenteeism remained steady at 0.95%.



Map: Weekly Geographic Influenza Activity Estimates Reported by State and Territorial Epidemiologists Syndromes.

(Source: Health Monitoring Systems, EpiCenter, hospital and stat care patient registration surveillance system)

- ◆ During week 6, Ohio was designated as having widespread influenza activity, the highest measure of spread. 46 other states reported widespread activity.



Alliance City Health Department
cityofalliance.com/health



Promoting and Protecting Health Since 1849
Canton City Health Department
cantonhealth.org



Massillon City Health Department
massillonohio.com/health



Stark County Health Department
starkhealth.org

* All data presented in this weekly report are preliminary and may change as additional information is received.

* Multiyear averages included in this weekly report do not include the 2009/2010 H1N1 season.

➤ If you have any questions please contact Avi Joseph at 330.63.9914 or josepha@starkhealth.org or Amanda Archer at 330.69.3327 or aarcher@cantonhealth.org